

Survitec Service & Distribution Ltd (Crewsaver)

Servicing / Technical bulletin number: 062

Issued to: All Service Stations

Date Issued: 16/03/2020

Subject: Crewfit 165N Sport Harness Webbing modification removal

Issued by: John Lodge (QHSE)

Exp date: N/A

A webbing issue has been identified on a number of batches of the “old style” Crewfit 165N Sport lifejackets (Part 9015). A temporary webbing modification piece integrated into the main webbing harness configuration (around the interlock buckle) was not removed (as intended) for select batches, resulting in reduced ease of use of the interlock buckle. We do not consider this a safety concern but it could result in poor customer satisfaction if not addressed. As such, we have prepared the following guidance on how service stations can identify and repair the webbing configuration issue.

Step 1: Batch Identification:

527968
527968
531972
531972
541979
541980
542576
543766
543767
543768
544380
544515
545072
545076
545852
545852
545853
545855
546547
546548
548322
548322
545854A

The stock of concern belongs to a set of ‘Order Numbers’ that are listed to the left.

The numbers can be found on the label of the lifejacket (shown below) – tucked in a pocket located on the join of lifejacket cover back strap and collar.




Alternatively, if dealing with individual lifejackets, you can visually identify the issue at the buckle itself using a guide on the next page.

Survitec Service & Distribution Ltd (Crewsaver)

Step 2: Visual Identification:

Crewfit Sport 165 Harness (Part 9015)

GOOD STOCK
3 layers of webbing running through interlock buckle.
Inner webbing retainer approx. 25mm width.



AFFECTED STOCK
3 layers of webbing running through interlock buckle.
Note the larger Inner webbing retainer width approx. 50mm.



Step 3: - Rework

Attached with this bulletin is a copy of the rework specification you will need to follow to correct the issue. Please ensure Crewsaver are consulted prior to the work if you have concerns.



Product Name: Crewfit Sport
Issue Number: 1
Date: 5th March 2020
Authorised by: S D-E

Product Code/Part No.: 9015
Size Range: Adult
Colourway: All colour ways

DESIGN CODE: 01194H
AMENDMENT SHEET

Part A



Page 1
of 3


Amendment to 01194H Crewfit Sport with Harness

Instructions for the removal of webbing modification to current production of 9015 jackets:

This includes:


6015RM	Red Crewfit 165 Sport Manual Harness
9015RA	Red Crewfit 165 Sport Auto Harness
9015BM	Diva Blue Crewfit 165 Sport Manual Harness
9015BA	Diva Blue Crewfit 165 Sport Auto Harness
9015NBM	Navy Blue Crewfit 165 Sport Manual Harness
9015NBA	Navy Blue Crewfit 165 Sport Auto Harness
9015BLA	Black Crewfit 165 Sport Auto Harness

Changes Authorised by:



Removal of the webbing mod kit can be achieved without the need to un-thread the webbing or un-fastening the buckle.


Push/pull the webbing through the buckle to give a clear view of the webbings



There will be three webbings visible
 1 50mm Buckle retainer
 2 50mm webbing mod kit
 3 50mm belt



Cut the middle webbing (50mm webbing mod kit)



Cut the 10mm webbing (4) on the front of the belt, taking care not to cut the cover or the belt.



Remove and discarded the cut webbing.

Pull the belt back through the buckle to form a loop between the buckle and the cover to expose the last 10mm webbing be cut.



Carefully cut the 10mm webbing (5) taking care not to cut the cover or the belt.

Title

Sub-title



Removed the last piece of cut webbing and discarded.



Neaten up the webbing and add lifejacket to backing board . Ensure the serial number on the backing board matches the serial number on the lifejacket.

